



DC → DC SWITCHING POWER SUPPLY

DDP1480D SERIES

All the patents are held accountable counterfeiting.

Features



Green Power

- Standard/Din Rail Mounting Dual Purpose
- “ Output Voltage Monitor ” Display
- No minimum load required
- DC output adjustable($\pm 10\%$)
- Can be installed on din rail TS-35/7.5 or 15
- Protections: Short circuit / Overload / Over voltage / Over Temperature / Input reverse polarity / Input under voltage protection
- 4KVdc I/O isolation (Reinforced isolation)
- 3 years warranty

DIMENSIONS:100(H)*110(D)*60(W)mm

WEIGHTS: 500g

Detail specifications

MODEL DDP1480D		B-24		B-48	
OUTPUT	DC voltage	24V		48V	
	Rated Current	20A		10A	
	Current Range	0~20A		0~10A	
	Rated Power	480W		480W	
	Ripple&Noise(max.)	150mVp-p		180mVp-p	
	Voltage Adj. Range	21.6~26.4V		43.2~52.8V	
	Voltage Tolerance	±1.0%		±1.0%	
	Line Regulation	±0.5%		±0.5%	
	Load Regulation	±1.0%		±1.0%	
	Setup, Rise Time	500ms, 60ms			
	Hold Up Time(Typ.)	10ms (full load), 16ms (70% load).			
INPUT	Voltage Range	16.8~33.6Vdc			
	Efficiency(Typ.)	88%		88%	
	DC Current(Typ.)	23A@24Vdc			
	Inrush Current(Typ.)	30A			
PROTECTION	Overload	105~135% rated output power.			
		Recovers automatically after fault condition is removed.			
	Over Voltage	28.8~33.6V		56.7~67.2V	
	Over Temp.	Recovers automatically after fault condition is removed.			
	Reverse Polarity	By internal MOSFET, no damage, recovers automatically after fault condition removed.			
	Short Circuit	Recovers automatically after fault condition is removed.			
	Under Voltage Lockout	Recovers automatically when input voltage reaches Vin min.			



All the patents are held accountable counterfeiting.

CE Standards

EN 55032, EN 61000-3-3,
(EN 61000-4-2, EN 61000-4-3,
EN 61000-4-4, EN 61000-4-5,
EN 61000-4-6, EN 61000-4-8),
IEC 62368-1(LVD),
Heavy Industry level, criteria A

Safety Standards



UL 508 Design
Reference
CE Marking

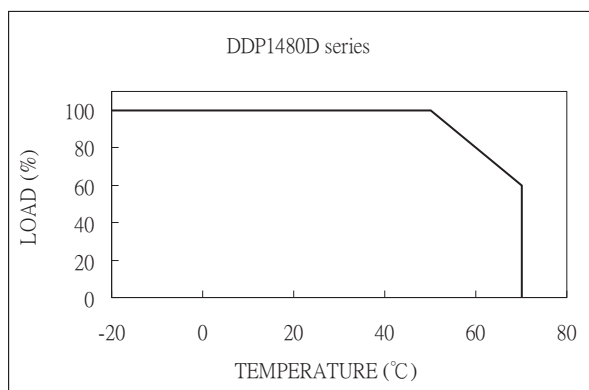
Environments

Operating Temperature	-15 ~ 50°C, Ambient
Operating Humidity	20 ~ 90% RH, No Condensing
Storage Temperature	-20 ~ 85°C, Ambient
Vibration	2G, 10~500Hz, 3 axes

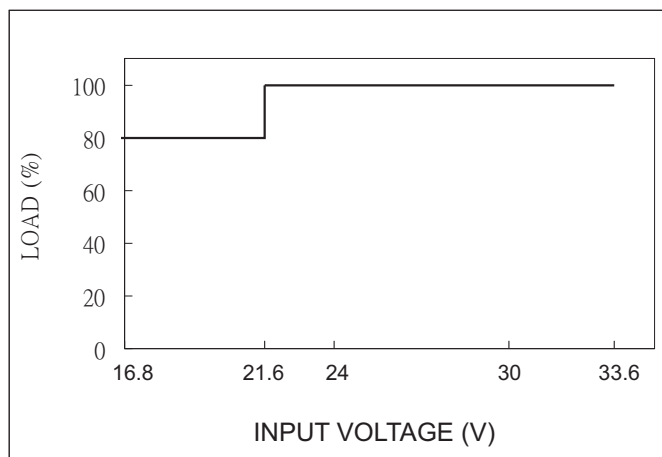
NOTE

1. Each output can provide up to maximum load, but total load can not exceed rated output power.
2. Line regulation is measured from low line to high line at rated load.
3. Load regulation is measured from 20% to 100% of rated load at 24VDC input.
4. Ripple & Noise are measured with 20MHz oscilloscope at 24VDC by using a 20cm long 12" twisted pair-wire with a 0.1uF/630V metal capacitor & a 47uF electrolytic capacitor parallel on the test point.
5. Efficiency is measured at rated load and 24VDC input.
6. Hold-up time is measured at rated load and 24VDC input.
7. Output Voltage Adjustable is measured on 5% of rated load.
8. When placing an order, model name is composed of "series name" and "model name on top of the specification form". For example, model name of B-24 of the order on top of the specification form is DDP1480DB-24.
9. Reign Power reserve the right to change specifications at any time without notice.

Derating Curve



Output Derating VS Input Voltage



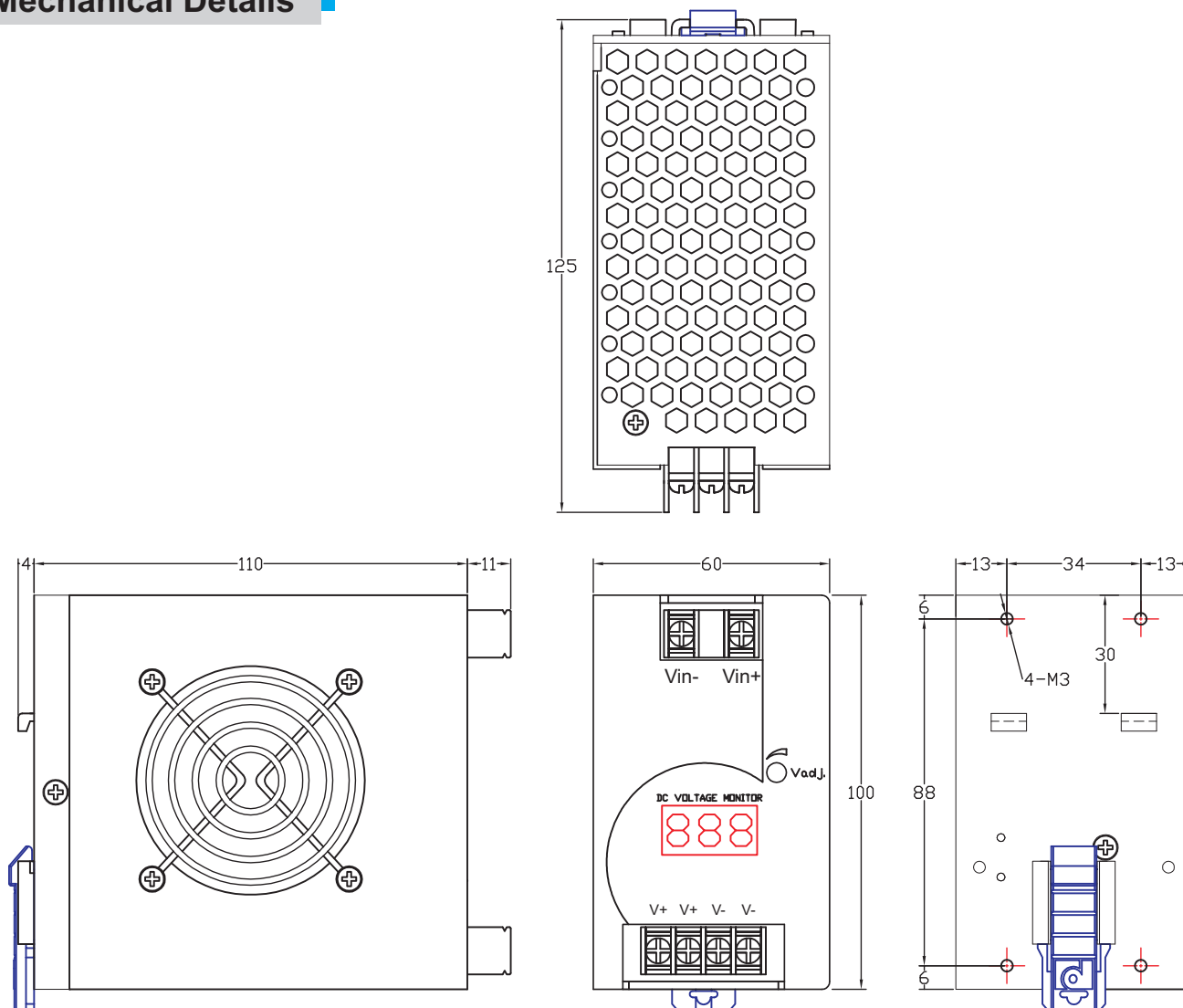


DC → DC SWITCHING POWER SUPPLY

DDP1480D SERIES

All the patents are held accountable counterfeiting.

Mechanical Details



Panel Designation

CASE NO. : CS060DR

UNIT : mm

DIMENSION : 100(H)*110(D)*60(W)

MATERIAL : ALUMINUM

COLOR : ORIGINAL ALUMINUM

Symbol	Description
V _{in-}	DC Negative Input Terminal
V _{in+}	DC Positive Input Terminal
V ₋	DC Negative Output Terminal
V ₊	DC Positive Output Terminal
DC Voltage Monitor	Display Output Voltage
V adj.	Potentiometer For Output Voltage